

■ Dimensions



■ Remote Control



■ Keypad



■ Terminal



- ① DVI-D ② VGA IN ③ VGA OUT ④ HDMI OUT ⑤ HDMI IN
⑥ 3D SYNC OUT ⑦ HDBaseT ⑧ LAN ⑨ RS-232C
⑩ REMOTE IN ⑪ USB Type A for WiFi Dongle (Wireless LAN)
⑫ USB Type B for SERVICE (Firmware Upgrade)

■ Option Lens ^{*3}

Model #	AH-A22010A		AH-A22020		AH-A22030 ^{*1 *2}		AH-A22050		AH-A21010		AH-A23010	
Image												
Applied Model	EK-810U EK-620U EK-620UA	EK-811W EK-621W EK-621WA	EK-810U EK-620U EK-620UA	EK-811W EK-621W EK-621WA	EK-620U EK-620UA	EK-621W EK-621WA	EK-810U EK-620U EK-620UA	EK-811W EK-621W EK-621WA	EK-810U EK-620U EK-620UA	EK-811W EK-621W EK-621WA	EK-810U EK-620U EK-620UA	EK-811W EK-621W EK-621WA
Throw Ratio	0.75 - 0.95:1	0.79 - 1.00:1	0.95 - 1.22:1	1.00 - 1.28:1	1.22 - 1.53:1	1.28 - 1.61:1	1.22 - 1.53:1	1.28 - 1.61:1	1.52 - 2.92:1	1.60 - 3.07:1	2.90 - 5.50:1	3.04 - 5.78:1
Zoom Ratio	x 1.26		x 1.28		x 1.25		x 1.25		x 1.9		x 1.9	
Focal Length	11.11 - 14.06 mm		14.03 - 17.96 mm		18.07 - 22.59 mm		18.07 - 22.59 mm		22.56 - 42.87 mm		42.60 - 80.90 mm	
Throw Distance	0.81 - 6.13 m	0.83 - 6.45 m	1.02 - 7.88 m	1.08 - 8.27 m	1.31 - 9.89 m	1.38 - 10.40 m	1.31 - 9.89 m	1.38 - 10.40 m	1.64 - 18.87 m	1.72 - 19.84 m	3.12 - 35.54 m	3.27 - 37.35 m

^{*1}: AH-A22030 is available for only EK-620U, 620UA, 621W, and 621WA
^{*2}: AH-A22030 is included in EK-620UA and 621WA as bundled unit.
^{*3}: AH-A22040 is available for EK-620U and 620UA to get superior image.

Talk to your EIKI Dealer... the “pro” in projectors.



EK-810 Series & EK-620 Series
Laser Light Source Professional Projector



Eiki Industrial Co., Ltd.

6-23 Teramoto, Itami-Shi, Hyogo, Japan
Tel: +81-72-782-7552 · Fax: +81-72-782-7590
EIKI World Web Site: <http://www.eiki.com>

More Vivid More Realistic

EK-810 series and EK-620 series achieve the high color reproduction with Laser Light source. These models adopt the sealed optical engine design which is complete protection against dust, Laser light source with 20,000 hours life, and no filter design. Therefore maintenance is much less demanding and it reduces the total running cost. Also, 7 Optional Lenses and useful installation functions are suitable for digital signage, auditoriums, large conference rooms, museums, etc.

Professional Installation

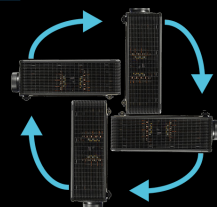
■ Portrait Projection

Portrait mode provides more solutions for projection mapping, staging, digital signage and other needs.



■ 360-degree installation capability

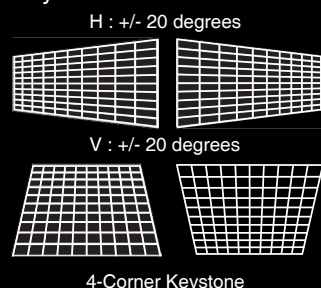
You can install at both vertical and horizontal angle to accommodate various places.



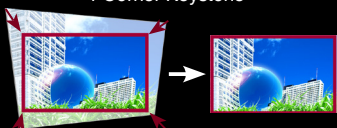
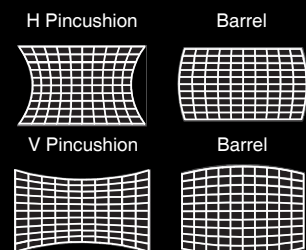
■ Keystone & Geometric Correction

It can correct a distortion to make a square image with Keystone Correction, and adjust a pincushion and barrel image with Geometric Correction. Those functions make it possible to project an image on a pillar and a spherical screen.

• Keystone



• Geometric Correction



■ LAN control

Remote Control and monitoring of a projector via wired and wireless LAN are available. (Wi-Fi dongle AH-B34020 : Option) Also, control system such as Crestron Electronics controller and related software (ex. RoomView®) are supported.



■ HDBaseT

HDBaseT simplifies your installations. Only connecting a LAN cable (up to 100m), it can input high definition video and control signals simultaneously.



■ Lens Shift

The projection lens can be moved up, down, right, and left with the motor-driven lens shift. This function makes the positioning of images easy on the screen.

• H / V Lens Shift H : +/- 15 %, V : +/- 50 %

■ 7 Optional Lenses^{*3}

The wide range of optional lenses are available.

• Throw Ratio 0.75 : 1 to 5.50 : 1 for EK-810U & EK-620U / 620UA
0.79 : 1 to 5.78 : 1 for EK-811W & EK-621W / 621WA

AH-A22010A

AH-A22020

AH-A22030^{*1,2}



AH-A22050

AH-A21010

AH-A23010



^{*1}: AH-A22030 is available for only EK-620U, 620UA, 621W, and 621WA
^{*2}: AH-A22030 is included in EK-620UA and 621WA as bundled unit.
^{*3}: AH-A22040 is available for EK-620U and 620UA to get superior image.



EK-810U	8000lm	WUXGA(1920x1200)
EK-811W	8000lm	WXGA(1280x800)



EK-620U EK-620UA*	6500lm	WUXGA(1920x1200)
EK-621W EK-621WA*	6500lm	WXGA(1280x800)

* EK-620UA & EK-621WA are lens banded units with AH-A22030.

High Image Quality

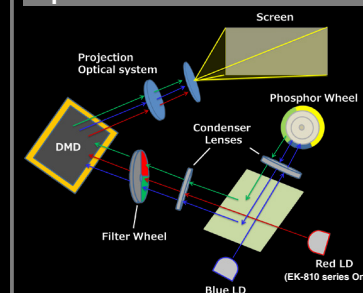
■ High Brightness

It achieves high brightness 8,000lm in EK-810 series, and 6,500lm in EK-620 series with the low power consumption.

■ High Contrast

Laser diode achieves high contrast ratio of 100,000:1. Extreme Black mode provides total blackout and it creates more black at darker scenes.

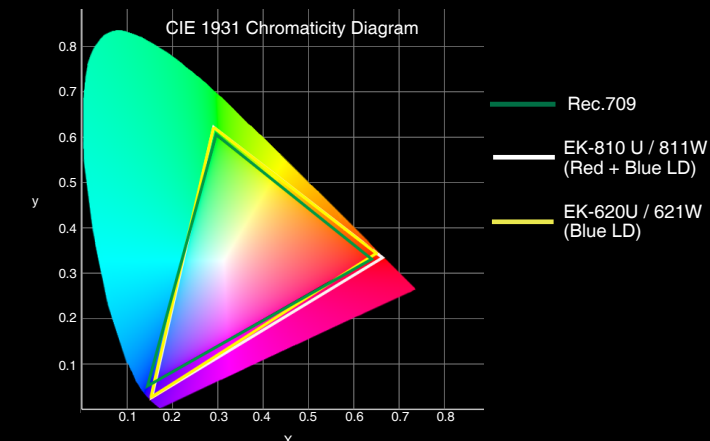
Optical Architecture of Laser Light Source



Making Green color by blue laser diode through Phosphor wheel generate more vivid colors. Especially, EK-810 series achieve more realistic color in red by using Red Laser Diode in addition to Blue Laser Diode.

■ High Color Reproduction

EK-620 series with Blue Laser diode covers 113% and EK-810 series with Red laser diode in addition to Blue laser Diode covers 116% of the color space for the Rec.709 (HDTV primary color space). It means original colors are highly reproduced on screen.



Other Features

■ 20,000 hours Light Source Life

It provides up to 20,000 hours of operation without replacement of light source. Also laser diode retains 90 % of brightness after 2,000 hours usage. It keeps the bright and brilliant image over a long period of time.

■ Sealed optical engine design (IP6X)

The IP rating system provides the classification of the protection from dust. It employs sealed optical engine design and is classified as IP6X (No ingress of Dust) without filter. So, it offers to reduce the time and cost for maintenance.


■ DICOM[®] simulation mode

The DICOM (Digital Imaging and Communications in Medicine) Simulation Mode projects grayscale images which approximates DICOM Part 14 specifications.

■ Picture in Picture & Picture by Picture

It enables you to display two images with picture in picture and side by side. Picture size is selectable from small / medium / large. Also Layout is selectable from Bottom right / Bottom left / Top right / Top left in Picture in Picture, and Left / Top / Right / Bottom in Picture by Picture.

• Picture in Picture



• Picture by Picture

